

Single-Tier Locker

Overall Dimensions in mm			Nesting Availability		
Height	Width	Depth	Initial	Nest 2	Nest 3
1800	225*	450	●	●	●
1800	225*	500	●	●	●
1800	300	300	●	●	●
1800	300	450	●	●	●
1800	300	500	●	●	●
1800	300	550	●	●	●
1800	300	600	●	●	-
1800	400	450	●	●	-
1800	400	500	●	●	-
1800	400	550	●	●	-
1800	400	600	●	●	-
1800	450	450	●	●	-
1800	450	500	●	●	-
1800	450	550	●	●	-
1800	450	600	●	●	-

* **Slimline Lockers**, also available in nests of 4
 § Shaded items available on 'SpeedStock' reduced lead-time delivery (in standard colours). Check current price lists for availability.

Product identification (front vent style):



Link 1800 02 Series

Internal fittings:

- fixed top shelf
- fixed garment hanging rail (except for 300mm deep)
- two coat hooks.

Standard lock fitting:

key operated deadlock providing single-point locking. Supplied with two keys.

Door/compartment identification:

none supplied as standard. Number plates are available separately - refer to page F1 for details.

Example weights in kg:

	Nest 1	Nest 2	Nest 3
300 x 450	18	32.7	47.7
400 x 450	20.4	37.6	-



A = overall width	D = overall depth (internal depth is overall depth -21mm)
BB = internal width (overall width -3mm)	EE = top compartment height: 329mm
CC = clear opening	FF = hanging compartment height: 1405mm
225mm (overall width) = 175mm clear	
300mm (overall width) = 250mm clear	
400mm (overall width) = 350mm clear	
450mm (overall width) = 400mm clear	

Two-Tier Locker

Overall Dimensions in mm			Nesting Availability		
Height	Width	Depth	Initial	Nest 2	Nest 3
1800	225*	450	●	●	●
1800	225*	500	●	●	●
1800	300	300	●	●	●
1800	300	450	●	●	●
1800	300	500	●	●	●
1800	300	550	●	●	●
1800	300	600	●	●	-
1800	400	450	●	●	-
1800	400	500	●	●	-
1800	400	550	●	●	-
1800	400	600	●	●	-
1800	450	450	●	●	-
1800	450	500	●	●	-
1800	450	550	●	●	-
1800	450	600	●	●	-

* **Slimline Lockers**, also available in nests of 4
 § Shaded items available on 'SpeedStock' reduced lead-time delivery (in standard colours). Check current price lists for availability.

Product identification (front vent style):



Link 1800 02 Series

Internal fittings:

- one fixed intermediate shelf
- each compartment has a fixed garment hanging rail (except for 300mm deep)
- each compartment has two coat hooks

Standard lock fittings:

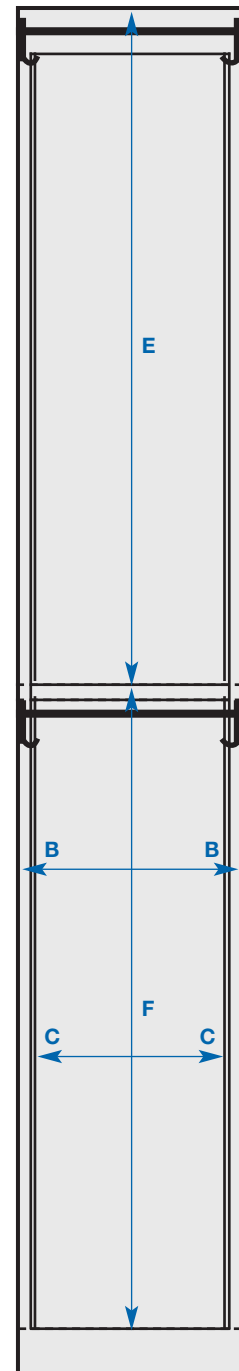
key operated deadlocks providing single-point locking. Supplied with two keys.

Door/compartment identification:

none supplied as standard.
 Number plates are available separately - refer to page F1 for details.

Example weights in kg:

	Nest 1	Nest 2	Nest 3
300 x 450	18	33	48
400 x 450	20.5	37.8	-



A = overall width	D = overall depth (internal depth is overall depth -21mm)
BB = internal width (overall width -3mm)	E = top compartment height: 887mm
CC = clear opening	F = lower compartment height: 846mm
225mm (overall width) = 175mm clear	
300mm (overall width) = 250mm clear	
400mm (overall width) = 350mm clear	
450mm (overall width) = 400mm clear	

Three-Tier Locker

Overall Dimensions in mm			Nesting Availability		
Height	Width	Depth	Initial	Nest 2	Nest 3
1800	225*	450	●	●	●
1800	225*	500	●	●	●
1800	300	300	●	●	●
1800	300	450	●	●	●
1800	300	500	●	●	●
1800	300	550	●	●	●
1800	300	600	●	●	-
1800	400	450	●	●	-
1800	400	500	●	●	-
1800	400	550	●	●	-
1800	400	600	●	●	-
1800	450	450	●	●	-
1800	450	500	●	●	-
1800	450	550	●	●	-
1800	450	600	●	●	-

* Slimline Lockers, also available in nests of 4
 § Shaded items available on 'SpeedStock' reduced lead-time delivery (in standard colours). Check current price lists for availability.

Product identification (front vent style):



Link 1800 02 Series

Internal fittings:

- two fixed intermediate shelves

Standard lock fitting:

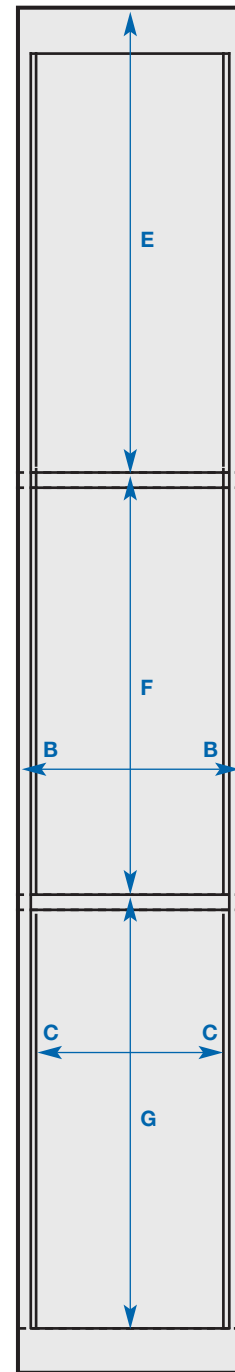
key operated deadlocks providing single-point locking. Supplied with two keys.

Door/compartment identification:

none supplied as standard. Number plates are available separately - refer to page F1 for details.

Example weights in kg:

	Nest 1	Nest 2	Nest 3
300 x 450	18.2	33.2	48.2
400 x 450	21.5	39.7	-



- A** = overall width
- BB** = internal width (overall width -3mm)
- CC** = clear opening
 225mm (overall width) = 175mm clear
 300mm (overall width) = 250mm clear
 400mm (overall width) = 350mm clear
 450mm (overall width) = 400mm clear
- D** = overall depth
 (internal depth is overall depth -21mm)
- E** = top compartment height: 608mm
- F** = intermediate compartment height: 557mm
- G** = base compartment height: 569mm

Four-Tier Locker

Overall Dimensions in mm			Nesting Availability		
Height	Width	Depth	Initial	Nest 2	Nest 3
1800	225*	450	●	●	●
1800	225*	500	●	●	●
1800	300	300	●	●	●
1800	300	450	●	●	●
1800	300	500	●	●	●
1800	300	550	●	●	●
1800	300	600	●	●	-
1800	400	450	●	●	-
1800	400	500	●	●	-
1800	400	550	●	●	-
1800	400	600	●	●	-
1800	450	450	●	●	-
1800	450	500	●	●	-
1800	450	550	●	●	-
1800	450	600	●	●	-

* **Slimline Lockers**, also available in nests of 4
 § Shaded items available on 'SpeedStock' reduced lead-time delivery (in standard colours). Check current price lists for availability.

Product identification (front vent style):



Link 1800 02 Series

Internal fittings:

- three fixed intermediate shelves

Standard lock fitting:

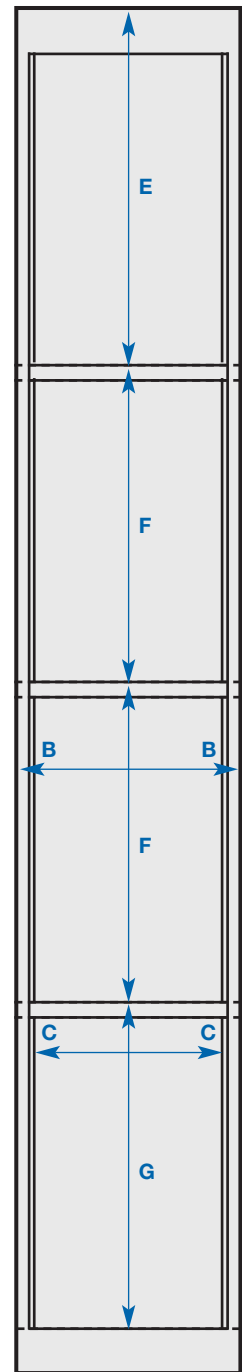
key operated deadlocks providing single-point locking. Supplied with two keys.

Door/compartment identification:

none supplied as standard. Number plates are available separately - refer to page F1 for details.

Example weights in kg:

	Nest 1	Nest 2	Nest 3
300 x 450	18.3	33.4	48.5
400 x 450	22.4	41.5	-



A = overall width	D = overall depth (internal depth is overall depth -21mm)
BB = internal width (overall width -3mm)	E = top compartment height: 468mm
CC = clear opening	F = intermediate compartment heights: 417mm
225mm (overall width) = 175mm clear	G = base compartment height: 428mm
300mm (overall width) = 250mm clear	
400mm (overall width) = 350mm clear	
450mm (overall width) = 400mm clear	

Five-Tier Locker

Overall Dimensions (mm, overall)			Nesting Availability		
Height	Width	Depth	Initial	Nest 2	Nest 3
1800	225*	450	●	●	●
1800	225*	500	●	●	●
1800	300	300	●	●	●
1800	300	450	●	●	●
1800	400	450	●	●	-
1800	450	450	●	●	-

* Slimline Lockers, also available in nests of 4

§ Shaded items available on 'SpeedStock' reduced lead-time delivery (in standard colours). Check current price lists for availability.

Product identification (front vent style):



Link 1800 02 Series

Internal fittings:

- four fixed intermediate shelves

Standard lock fitting:

key operated deadlocks providing single-point locking. Supplied with two keys.

Door/compartment identification:

none supplied as standard. Number plates are available separately - refer to page F1 for details.

Example weights in kg:

	Nest 1	Nest 2	Nest 3
300 x 450	20.2	37.5	54.5
400 x 450	25	45.5	-



A = overall width	D = overall depth (internal depth is overall depth -21mm)
BB = internal width (overall width -3mm)	E = top compartment height: 385mm
CC = clear opening	F = intermediate compartment heights: 334mm
225mm (overall width) = 175mm clear	G = base compartment height: 349mm
300mm (overall width) = 250mm clear	
400mm (overall width) = 350mm clear	
450mm (overall width) = 400mm clear	

Six-Tier Locker

Overall Dimensions in mm			Nesting Availability		
Height	Width	Depth	Initial	Nest 2	Nest 3
1800	225*	450	●	●	●
1800	225*	500	●	●	●
1800	300	300	●	●	●
1800	300	450	●	●	●
1800	300	500	●	●	●
1800	300	550	●	●	●
1800	300	600	●	●	-
1800	400	450	●	●	-
1800	400	500	●	●	-
1800	400	550	●	●	-
1800	400	600	●	●	-
1800	450	450	●	●	-
1800	450	500	●	●	-
1800	450	550	●	●	-
1800	450	600	●	●	-

* **Slimline Lockers**, also available in nests of 4
 § Shaded items available on 'SpeedStock' reduced lead-time delivery (in standard colours). Check current price lists for availability.

Product identification (front vent style):



Link 1800 02 Series

Internal fittings:

- five fixed intermediate shelves

Standard lock fitting:

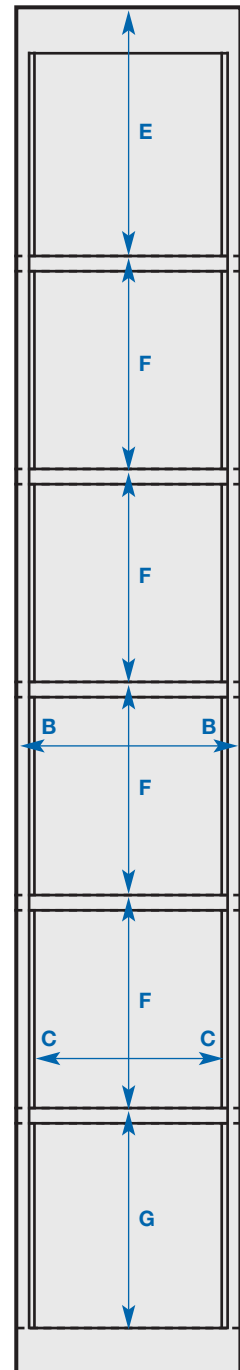
key operated deadlocks providing single-point locking. Supplied with two keys.

Door/compartiment identification:

none supplied as standard. Number plates are available separately - refer to page F1 for details.

Example weights in kg:

	Nest 1	Nest 2	Nest 3
300 x 450	18.5	33.8	49
400 x 450	24.2	45.2	-



- A** = overall width
- BB** = internal width (overall width -3mm)
- CC** = clear opening
 225mm (overall width) = 175mm clear
 300mm (overall width) = 250mm clear
 400mm (overall width) = 350mm clear
 450mm (overall width) = 400mm clear
- D** = overall depth
 (internal depth is overall depth -21mm)
- E** = top compartment height: 329mm
- F** = intermediate compartment heights: 278mm
- G** = base compartment height: 292mm