

Lockers for Healthcare

Secure personal storage solutions



Product Datasheet

Locker solutions

Quality UK manufactured steel lockers

All standard steel lockers are the ideal choice for schools and colleges as well as general workplace personal storage.

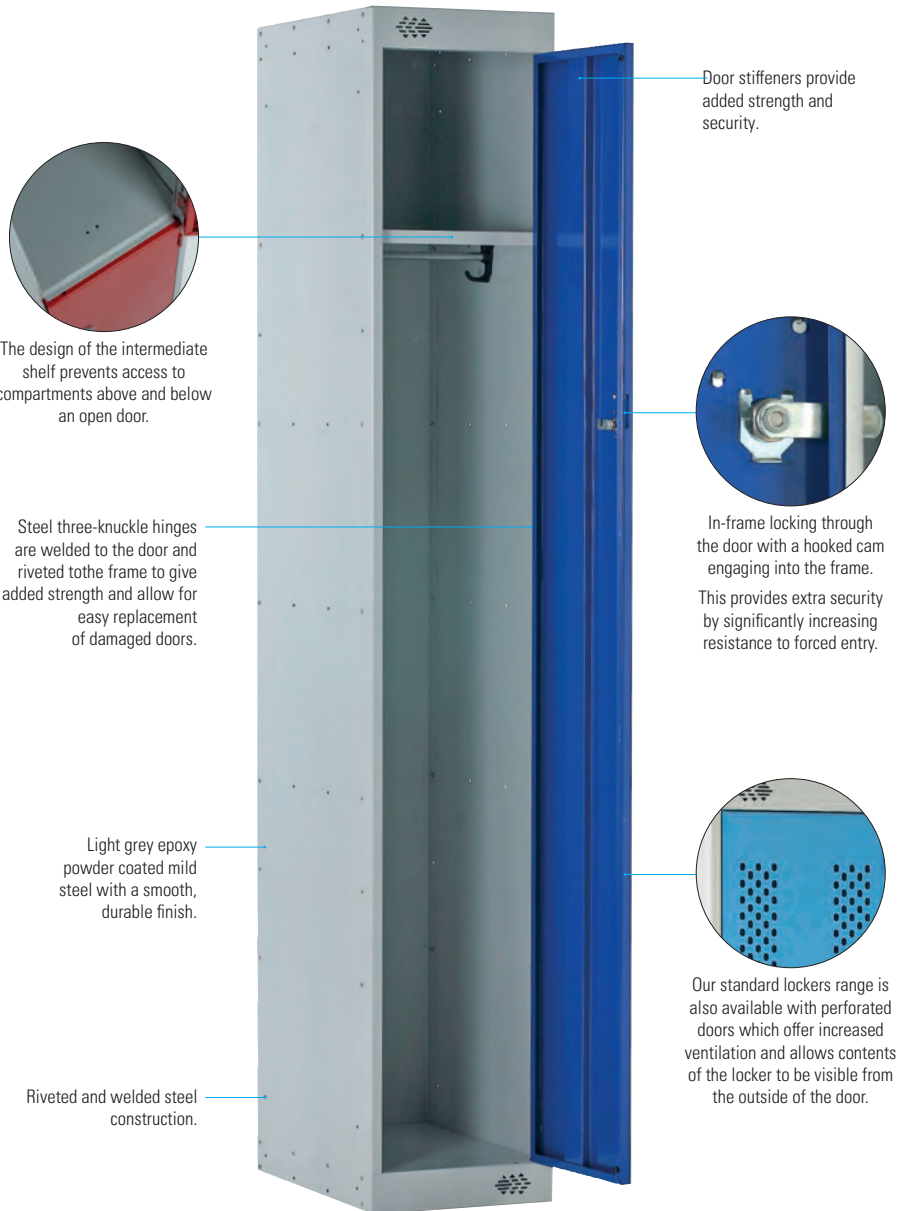
Versatile, hard-wearing and reliable, our lockers provide quality, choice and security as standard.

- Durable epoxy powder coated finish in five door colours.
- Riveted/welded cold rolled mild steel construction.
- Fitted with cam lock- supplied with x 2 keys per lock.
- Recessed cam locks through door/body for added rigidity and security.
- Ventilated at top and bottom for improved air circulation.
- Doors feature plastic card holder.
- Suitable for dry area only.
- Compartment clear opening = locker width- 50mm.


Lockers have been tested and conform to the requirements of the British Standard for Clothes Lockers BS 4680: 1996 'Standard Duty'.



ActiveCoat antimicrobial technology is incorporated into all our locker products at the time of manufacture, offering constant protection against a wide range of bacteria.



Door stiffeners provide added strength and security.



The design of the intermediate shelf prevents access to compartments above and below an open door.


Steel three-knuckle hinges are welded to the door and riveted to the frame to give added strength and allow for easy replacement of damaged doors.

Light grey epoxy powder coated mild steel with a smooth, durable finish.

Riveted and welded steel construction.



In-frame locking through the door with a hooked cam engaging into the frame. This provides extra security by significantly increasing resistance to forced entry.



Our standard lockers range is also available with perforated doors which offer increased ventilation and allows contents of the locker to be visible from the outside of the door.

Accessories

Customise our lockers to meet your requirements.



Sloping tops are essential in hygiene sensitive locations (such as hospitals and the food industry). The slope prevents items and litter being left on locker tops and makes cleaning easier. Sloping tops increase the overall height of the locker.



Locker support frames raise lockers off the floor, reducing impact damage and improving hygiene standards.

Supplied with adjustable feet to allow for uneven floors. Inset rear legs to clear pipes and skirting. Standard height is 150mm.



Support frame with seat. Seat units are incorporated into the locker frame, as well as slatted seats to the front.

They can include a mesh shelf for footwear.



Door numbers
Tear-drop shaped number plate with black numbers on silver.

Self adhesive door numbers
Truncated circles, numbered 0-9. Black on silver.



Numbered key rings
Made in various coloured plastic and engraved and printed to any number and/or alpha character of your choice.



Spare keys
Whether you've lost your existing locker key and need a replacement or want to order spare locker keys for additional users – we can meet every need.

Full height lockers

Full Height lockers



1 Door

2 Door

3 Door

4 Door

5 Door

6 Door

Height - 1800mm	
Width	Depth
300mm	300mm
300mm	380mm
300mm	450mm
300mm	500mm
380mm	380mm
380mm	450mm
380mm	500mm
450mm	450mm
450mm	500mm

Full size metal lockers are 1800mm in height and are amongst our most popular models.

- Light grey body and choice of door colour.
- Fitted with camlock as standard.
- Two door lockers have a garment hanging rail (except 300mm deep) and two coat hooks in each compartment.

- Single door lockers have a fixed top shelf, with a garment hanging rail (except 300mm deep) with two coat hooks.



Slimline lockers

Slimline lockers offer a practical solution where storage space is limited. They are narrower than a standard locker allowing more staff to be accommodated.

- Light grey body and choice of door colour.
- Fitted with camlock as standard.
- Single door slimline locker allows full clothes hanging.
- Compartment height: 315mm, hanging compartment: 1405mm.

Height - 1800mm	
Width	Depth
225mm	450mm



Standard colours

ActiveCoat antimicrobial technology is incorporated into all our locker products at the time of manufacture, offering constant protection against a wide range of bacteria.



Door colours- Body colour is Light Grey



Light Grey
(RAL 7035)



Blue
(RAL 5002)



Red
(RAL 3020)



Green
(RAL 6001)



Yellow
(RAL 1003)

Garment Lockers

Utility lockers

The internal configurations of Utility lockers allow clothing to be separated in separate compartments allowing for clean/dirty compartments and uniform hanging. Two person lockers provides separate garment hanging and a full width compartment storage for two people in one locker.

Height - 1800mm	
Width	Depth
450mm	450mm



Clean & Dirty locker

- Fixed top shelf.
- Central divider.
- Both divided compartments have a garment hanging rail and coat hook.



Uniform locker

- Fixed top shelf.
- Central divider.
- Hanging rail and hook.
- Three fixed shelves



Two Person locker

- Users have a three-quarter length compartment with a separate full width compartment opened with the same key.
- Hanging compartment has two coat hooks.

Laundry locker top compartment is used by laundry service, with user having access to main compartment.

Height - 1800mm	
Width	Depth
380mm	450mm



Personal workwear locker

- Top compartment can be opened independently to the main locker, to allow clean work-wear to be deposited by a laundry service.
- Double-width top shelf, shoe compartment and hanging space.

Garment Dispenser & Collection lockers

Designed for managing the issue of workplace clothing - often via third party laundries - is an essential part of hygiene procedures in many sectors.

Our locker range offers solutions for all organisations, large or small.

Height - 1778mm	
Width	Depth
381mm	457mm



Collector

- Full-height door.
- Galvanised anti-theft shelf, angled inside 'post slot'.
- Hooks for laundry collection sack (sack not included).



5 door



10 door



15 door

Dispensers

- Lockers provide each worker with access to their secure compartment; to collect a freshly laundered issue of clothing.
- The full-height main door allows access to all of the individual compartments, for restocking with laundered clothing.
- Choice of 5,10 or 15 door lockers.
- Workers 'post' their used garments into an adjacent collection locker.

Free standing seating & benching


Comprehensive range of easy-to-install cloakroom units, with a wide choice of options and accessories, ensuring you will find exactly what you are looking for. All units are available in a choice of exciting colours to match your interior. Hook Bench and Benches are available with 3 seat heights, making them the perfect solution for schools; whatever age group they teach.

- Frames are constructed from robust 50mm round, thick wall tubing with welded joints for strength and durability.
- Choice of solid timber Beech or Black Polymer slats ideal for educational or leisure wet area changing areas.
- Adjustable feet fitted to all floor standing units.

Free standing bench

Single and double sided modern cloakroom benches.


Height - 350, 400 or 475mm		
Width mm	Depth mm Single sided	Depth mm Double sided
1000	305	710
1200	305	710
1500	305	710
2000	305	710



Hook bench

A single and double sided hook bench with 5, 8, 10, 16 or 20 hooks.

Height Overall - 1150, 1350 or 1840mm Seat - 350, 400 or 475mm		
Width mm	Depth mm Single sided	Depth mm Double sided
1000	375	710
1200	375	710
1500	375	710
2000	375	710



Wood hook strip: Red, yellow or blue frames will be supplied with matching coloured hooks. Green, smoke white and silver frames will be supplied with black hooks unless otherwise specified.

Polymer hook strip: Grey hooks will be supplied unless otherwise specified.



Overhead hanging bench

Single and double sided overhead hanging benches with captive coat hangers.

Height - O/A 1840mm Seat 475mm		
Width mm	Depth mm Single sided	Depth mm Double sided
1000	375	710
1500	375	710
2000	375	710



Captive coat hangers slide along a rail underneath the top shelf



ActiveCoat antimicrobial technology is incorporated into all painted surfaces of our seating and benching at the time of manufacture, offering constant protection against a wide range of bacteria.

Standard frame colour range



Lock Options



Standard Camlock

Simple and economical cam lock provides user access with a key. The lock is supplied with two keys and a master key is available.



Standard Latch Lock (Padlock)

Transfers responsibility for locking to the user. The user is required to secure the locker with a padlock (not supplied).



4-Dial Multi-User Manual Combination

This solution is ideal for facilities where keys are not desirable. The lock can be reset whenever the locker is open allowing the combination number to be changed if required. Operator key for instant access and no fuss code reset.



Coin return or keep

Ideal when lockers have 'shared' users. The key is released when coin is inserted. Key is captive again when the door is reopened and the coin is returned or retained.

Can be fitted to tool lockers and 4 door small item locker only.



Digital Combination Lock

A simple-to-use, battery operated keyless lock which can be programmed for single or multi-users. A master key ensures supervisor access.

Important note regarding locker installations

Wherever possible lockers should be secured to ensure stability. Single lockers should ideally be fixed back to a wall. Runs of lockers should be fixed together side-to-side and either fixed back to a wall or fixed back-to-back to another run of lockers.



Consultation, design & quotation?

At Whittan we design storage solutions every day, and with over 70 years' experience, we have developed a level of expertise for you to draw on.

Our cutting edge Design360 software package, allows us to provide you with a quick, accurate proposals that showcase solutions clearly.

Unlike many specialists who charge for bespoke storage design work, our services provide your ideal storage design free of charge, along with detailed quotations.

Our experience allows us to work with you, to achieve the optimum solution based on your requirements, to meet your timescale and budget.



Whittan Group
Halesfield 6
Telford, Shropshire
TF7 4LN, United Kingdom

01952 682 251
sales@whittan.com
www.whittan.com